










HÔTEL & RESORT
**Château
 Cartier**

RÉFÉRENCE DES CAPACITÉS ET PRIX DE SALLES

											
	<i>Dimensions</i>	<i>Theatre</i>	<i>Conf</i>	<i>Ecole</i>	<i>U</i>	<i>Carre</i>	<i>½ R6</i>	<i>R8</i>	<i>R10</i>	<i>Cocktail</i>	<i>Prix</i>
Cartier	31' x 13' 403pi	-	16	-	-	-	-	-	-	-	\$400
Chaudière ABC	137' x 46' 6302pi2	720	100	240	100	120	240	320	400	800	\$4000
Chaudière A	43' x 40' 1720pi2	160	30	70	30	34	70	85	110	215	\$1000
Chaudière B	30' x 46' 1380pi2	130	25	50	25	30	50	70	90	180	\$900
Chaudière C	60' x 50' 3000pi2	340	45	120	50	60	120	155	200	380	\$1500
Chaudière AB	73' x 43' 3139pi2	350	50	130	65	75	130	160	205	400	\$1900
Chaudière BC	90' x 48' 4320pi2	500	70	180	70	80	180	220	280	550	\$2400
Rive Gauche	42' x 48' 2016pi2	230	30	80	30	40	80	105	130	250	\$1000
Beau Rivage	36' x 25' 900pi2	95	16	35	18	20	35	50	65	110	\$600
ONO (complet)	59' x 38' 2242 p2	120	50	100	48	56	-	-	200	-	700\$
ONO (Pilikino)	35' x 38' 1330p2	40	16	24	16	18	-	-	130	30	400\$
ONO (Welina)	24' x 38' 912p2	28	14	18	13	14	-	-	-	20	300\$